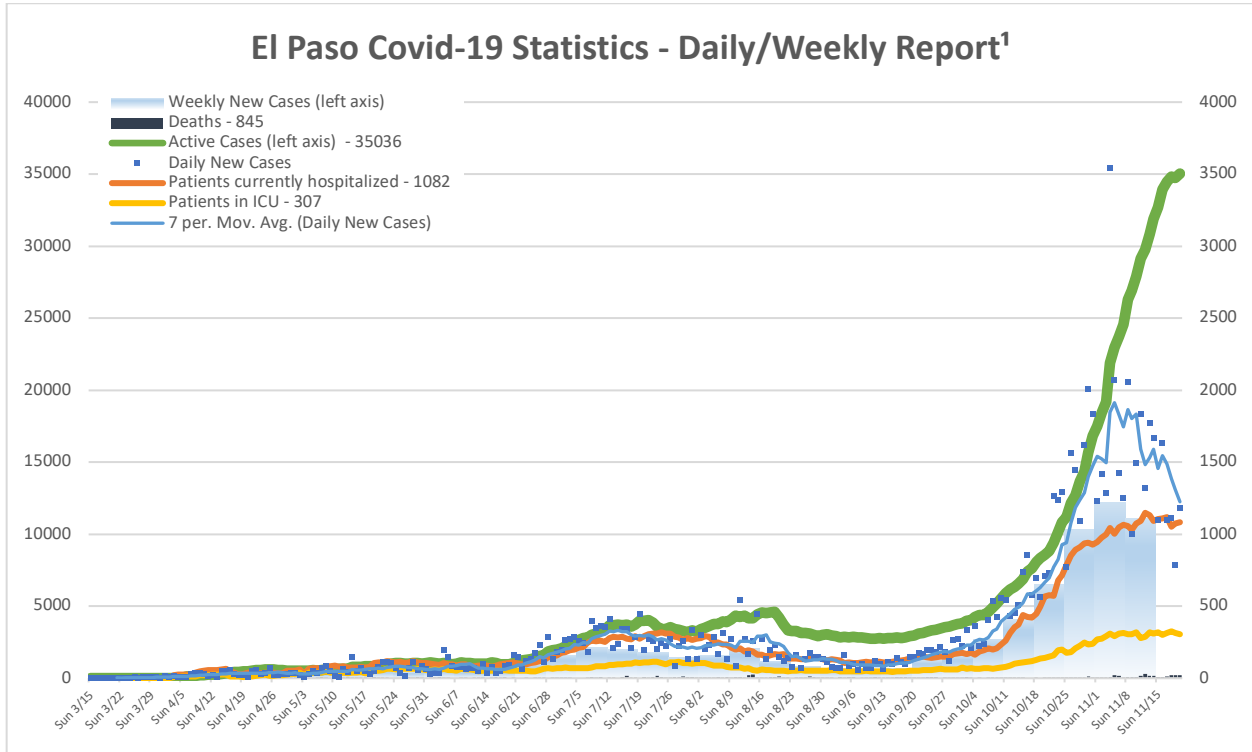




- Summary:**
- ▶ **1000+ new cases (120+ delayed); Active cases ↑280+, resuming increase**
 - ▶ **Hospitalizations slightly higher, ICU patients lower**
 - ▶ **Weekly new cases still ↓25% compared to this point last week**
 - ▶ **22 deaths reported today in El Paso (430+ under investigation), 34 in Juárez**



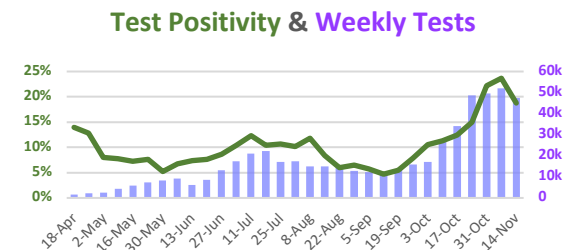
Local Covid-19 Stats

El Paso Deaths¹ as of 11/20	845	↑ 19
Cd. Juárez Deaths² as of 11/17	1783	↑ 34
Test Positivity Rate¹ 7-day average in El Paso as of 11/19	17.6%	▼ 1.2%
Hospitalization Rate¹ Cases who are hospitalized as of 11/20	3.1%	unch.
Hospital Utilization Rate¹ Pre-exist. staffed beds w/Covid, as of 11/20	61.7%	▲ 0.5%

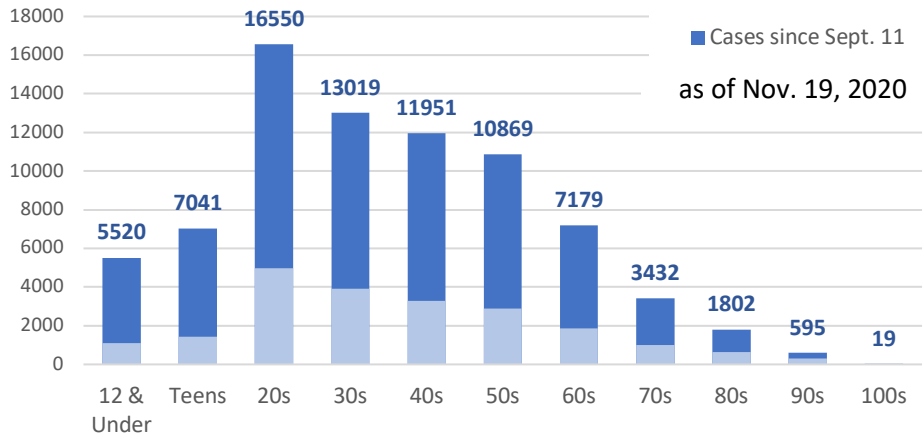
West Texas Covid-19 Stats³

As of November 19, 2020

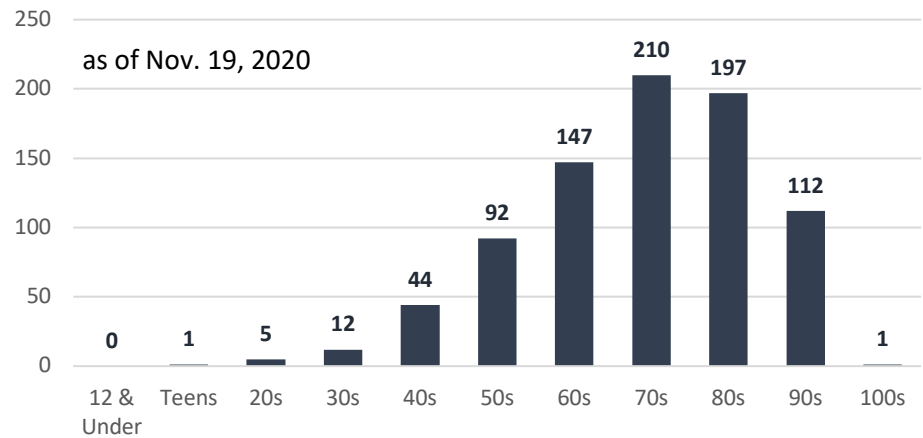
	Total	Active	Deaths
Brewster Co. Alpine	419	154	5
Culberson Van Horn	156 ↑5	37 ▲	3
Hudspeth Sierra Blanca	159 ↑4	49	3
Jeff Davis Fort Davis	30	9	0
Loving County	1 ↑1	1 ▲	0
Presidio Co. Marfa	261 ↑14	90 ▲	7
Reeves Co. Pecos	435 ↑19	152 ▲	11
Ward Co. Monahans	306 ↑6	133 ▲	4
Winkler Co. Kermit	248 ↑6	99 ▲	5



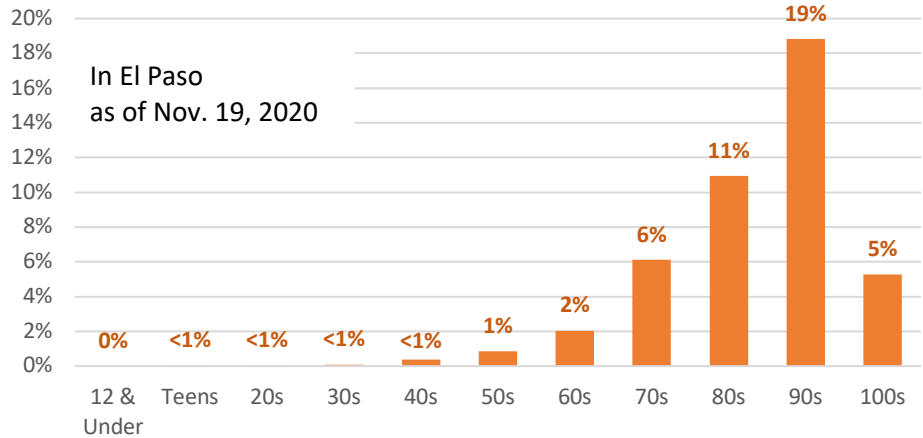
Total Covid-19 Cases in El Paso - By Age Group¹

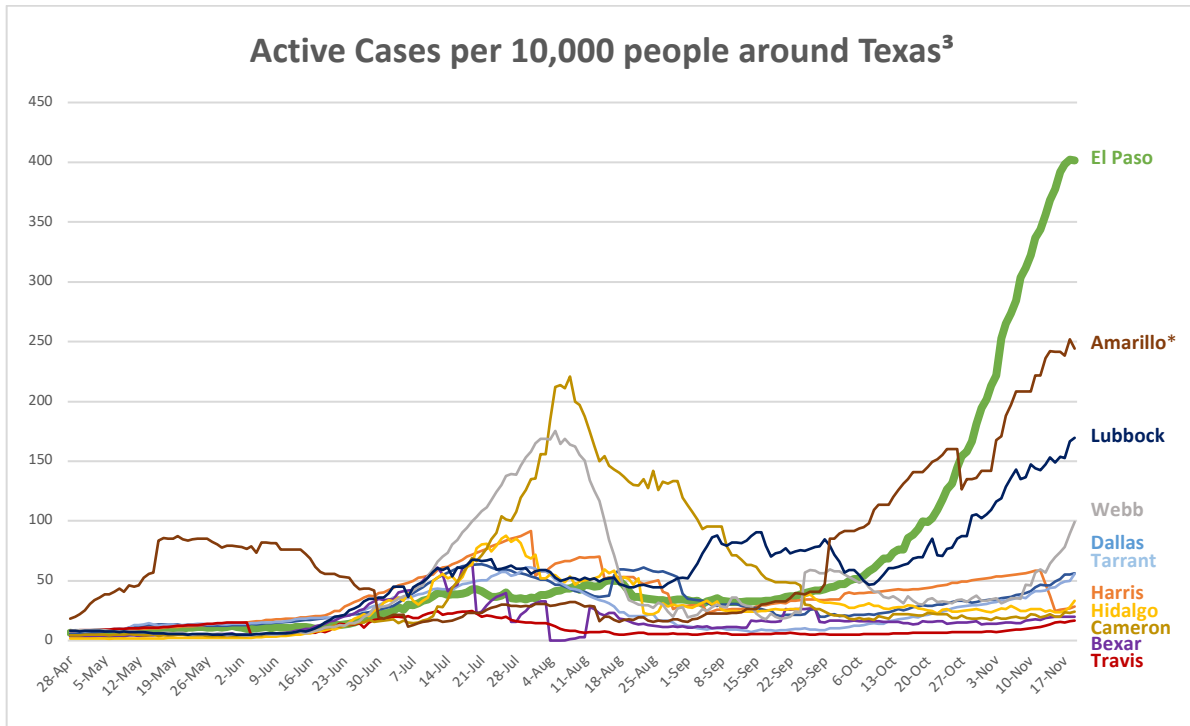


Total Covid-19 Deaths in El Paso - By Age Group¹



Covid-19 Mortality Rate - By Age Group¹





Covid-19 Cases Around Texas³

As of November 19, 2020

	Population	Total Cases per 10,000	Active Cases per 10,000
El Paso County El Paso	876,120	890	401
Harris County Houston	4,978,845	356	28
Dallas County Dallas	2,734,111	409	56
Tarrant County Fort Worth	2,143,755	355	56
Bexar County San Antonio	2,093,502	283	20
Travis County Austin	1,291,502	274	17
Hidalgo County RGV-McAllen	870,366	444	33
Cameron County RGV-Brownsville	427,881	591	24
Webb County Laredo	276,183	656	99
Lubbock County Lubbock	317,210	854	170
Potter & Randall Cos. Amarillo*	260,810	763	244
Texas Statewide	29,677,668	357	50

* Combines numbers from Potter and Randall Counties, since Amarillo sits on the county line

Compiled by Fr. Mike Lewis, Diocese of El Paso / frmikelewis@icloud.com

Sources: ¹ El Paso City/County Health Department morning report

² Consejo Nacional de Ciencia y Tecnología/Dirección General de Epidemiología

³ Texas Department of State Health Services (N.B.: active case data is delayed by one day)

Updated daily at: <https://www.riograndecatholic.org/covid-19-cases-in-diocese-of-el-paso.html>