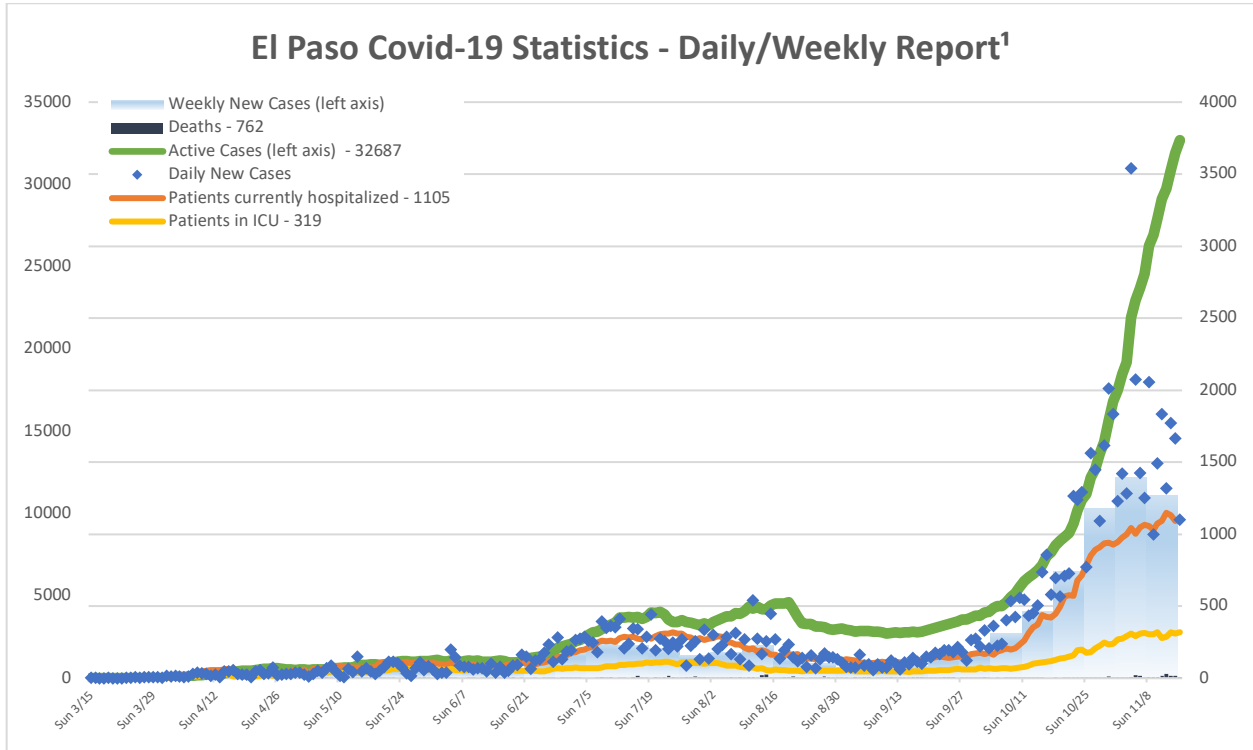




- Summary:**
- ▶ **980+ new cases (100+ delayed); 790+ new active cases (new record total)**
 - ▶ **Hospitalizations, ICU patients higher (ICU patients at record high)**
 - ▶ **6 deaths reported today in El Paso, 50 in Juárez**
 - ▶ **Amarillo and Lubbock data added to state charts**



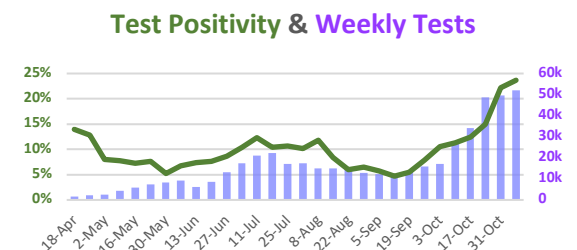
Local Covid-19 Stats

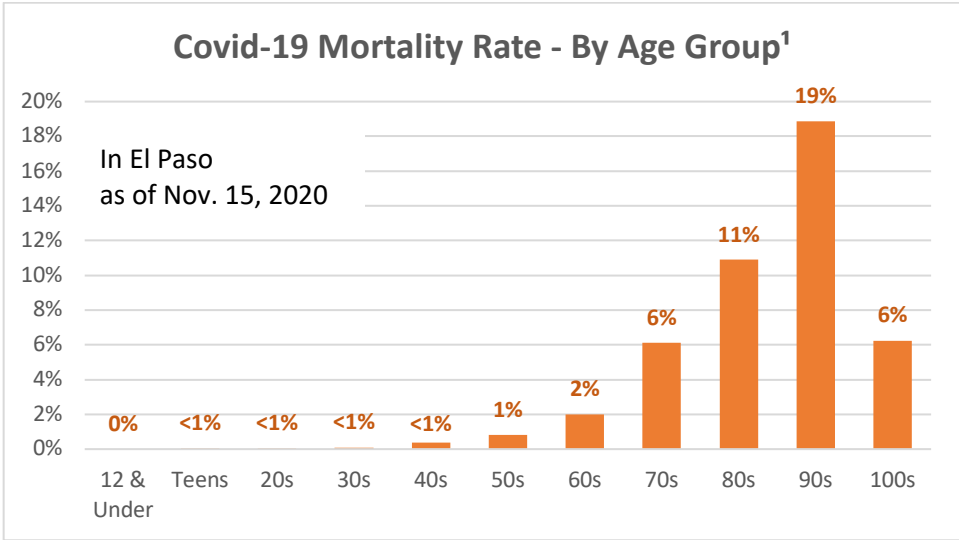
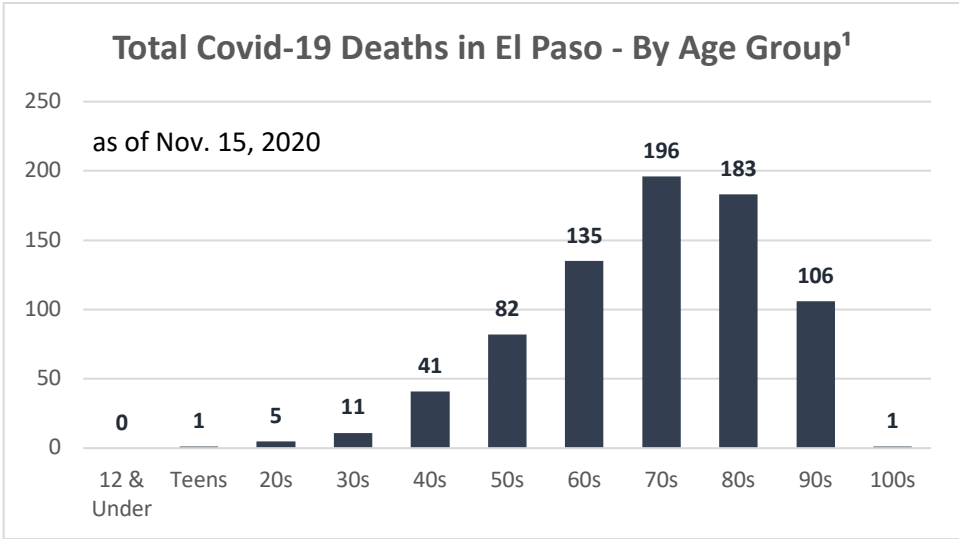
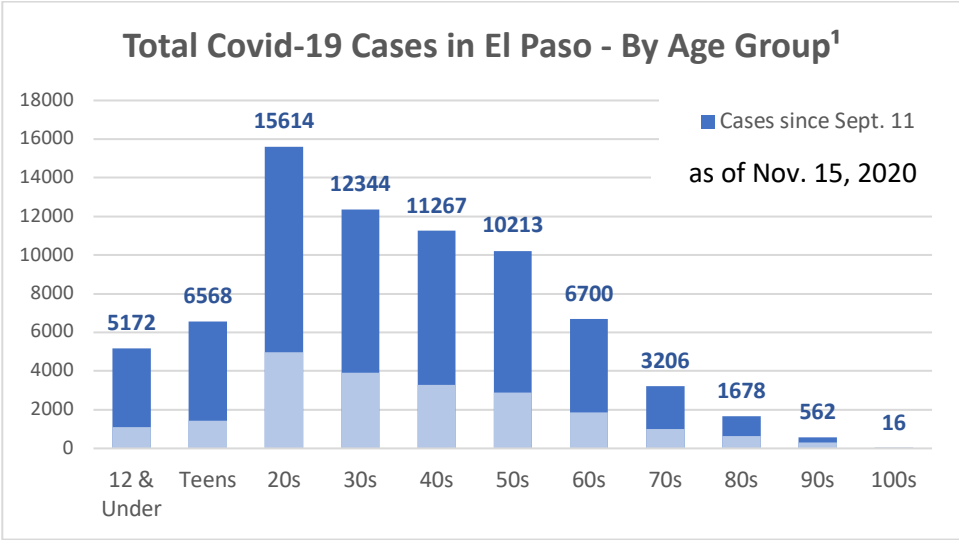
El Paso Deaths¹ as of 11/15	762	↑ 6
Cd. Juárez Deaths² as of 11/13	1692	↑ 50
Test Positivity Rate¹ 7-day average in El Paso as of 11/14	17.7%	▼ 4.2%
Hospitalization Rate¹ Cases who are hospitalized as of 11/15	3.4%	unch.
Hospital Utilization Rate¹ Pre-exist. staffed beds w/Covid, as of 11/15	63.0%	▲ 0.8%

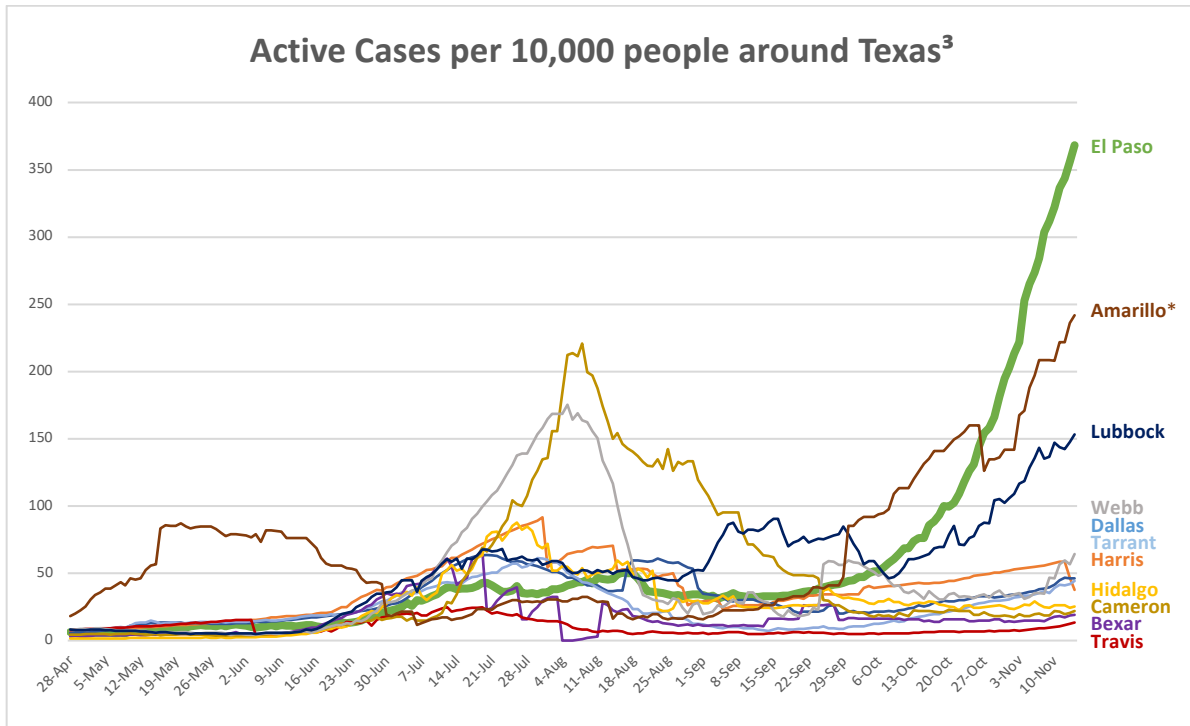
West Texas Covid-19 Stats³

As of November 14, 2020

	Total	Active	Deaths
Brewster Co. Alpine	301 ↑6	56 ▲	5
Culberson Van Horn	140 ↑1	27 ▼	3
Hudspeth Sierra Blanca	133 ↑2	30 ▼	3
Jeff Davis Fort Davis	26	5	0
Loving County	0	0	0
Presidio Co. Marfa	213	56 ▼	7
Reeves Co. Pecos	350 ↑7	80 ▲	11
Ward Co. Monahans	248 ↑6	81 ▲	4
Winkler Co. Kermit	202 ↑13	57 ▲	5







Covid-19 Cases Around Texas³

As of November 14, 2020

	Population	Total Cases per 10,000	Active Cases per 10,000
El Paso County El Paso	876,120	825	368
Harris County Houston	4,978,845	347	38
Dallas County Dallas	2,734,111	389	46
Tarrant County Fort Worth	2,143,755	330	44
Bexar County San Antonio	2,093,502	279	19
Travis County Austin	1,291,502	265	13
Hidalgo County RGV-McAllen	870,366	430	25
Cameron County RGV-Brownsville	427,881	584	22
Webb County Laredo	276,183	614	65
Lubbock County Lubbock	317,210	783	153
Potter & Randall Cos. Amarillo*	260,810	709	242
Texas Statewide	29,677,668	342	46

* Combines numbers from Potter and Randall Counties, since Amarillo sits on the county line

Compiled by Fr. Mike Lewis, Diocese of El Paso / frmikelewis@icloud.com

Sources: ¹ El Paso City/County Health Department morning report

² Consejo Nacional de Ciencia y Tecnología/Dirección General de Epidemiología

³ Texas Department of State Health Services (N.B.: active case data is delayed by one day)

Updated daily at: <https://www.riograndecatholic.org/covid-19-cases-in-diocese-of-el-paso.html>