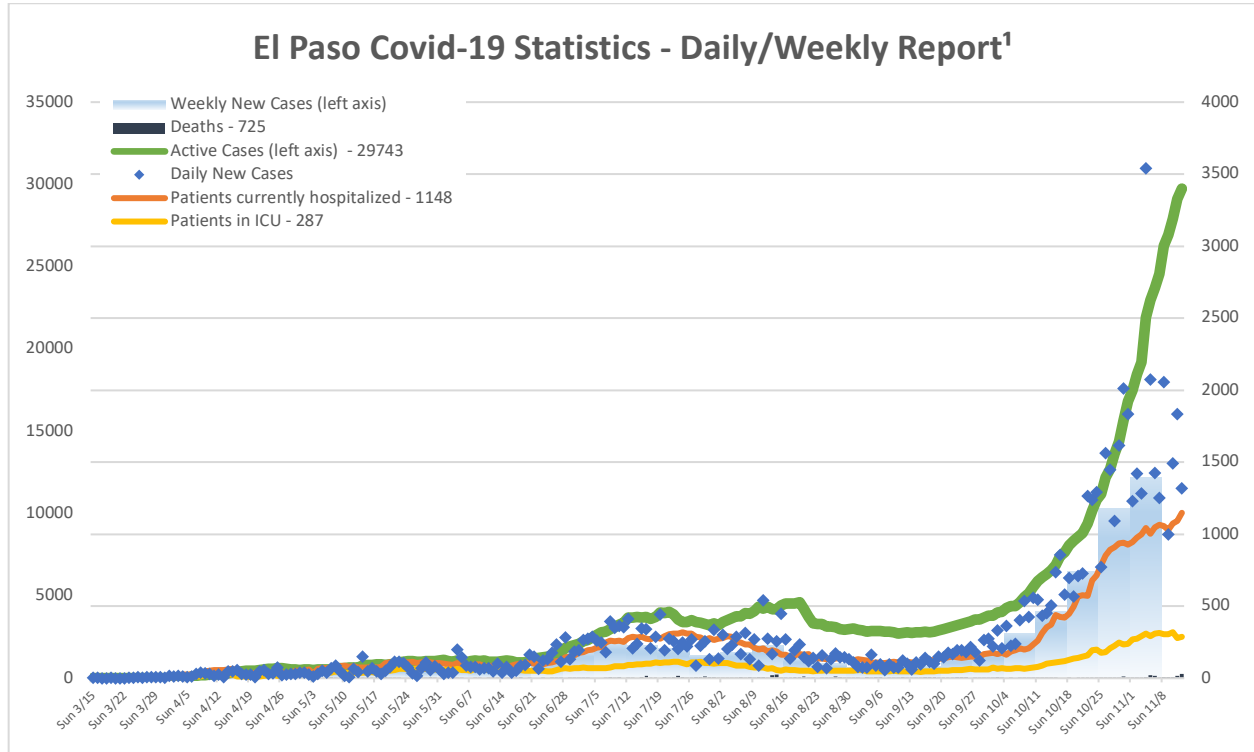




- Summary:**
- ▶ **900+ new cases; 600+ active cases (new record); Weekly cases ↓19% so far**
  - ▶ **Hospitalizations higher (new record total), ICU patients higher**
  - ▶ **29 deaths reported today in El Paso, 22 in Juárez, 2 in Reeves Co.**
  - ▶ **El Paso's active cases now most in TX; higher than Harris Co., which is 6x size**



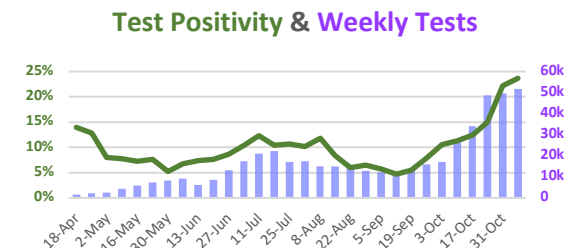
### Local Covid-19 Stats

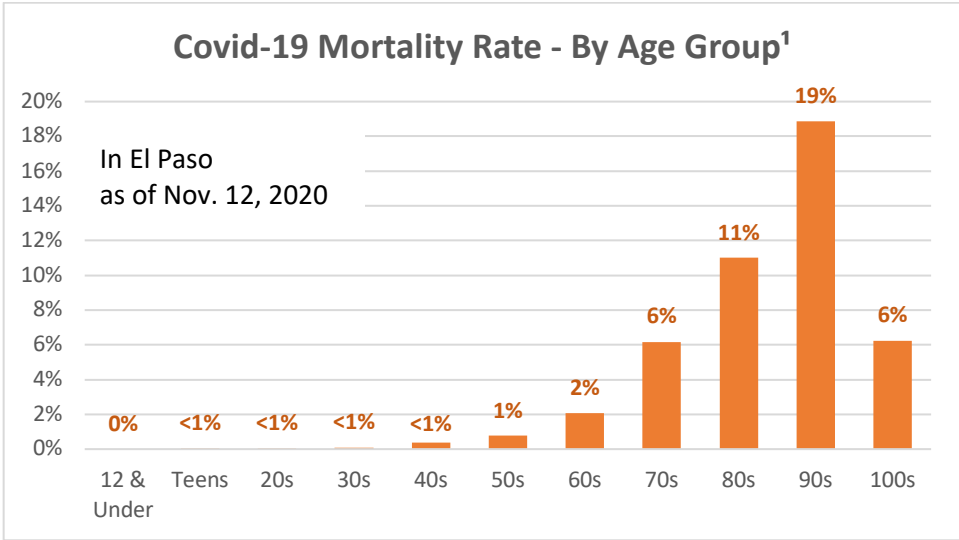
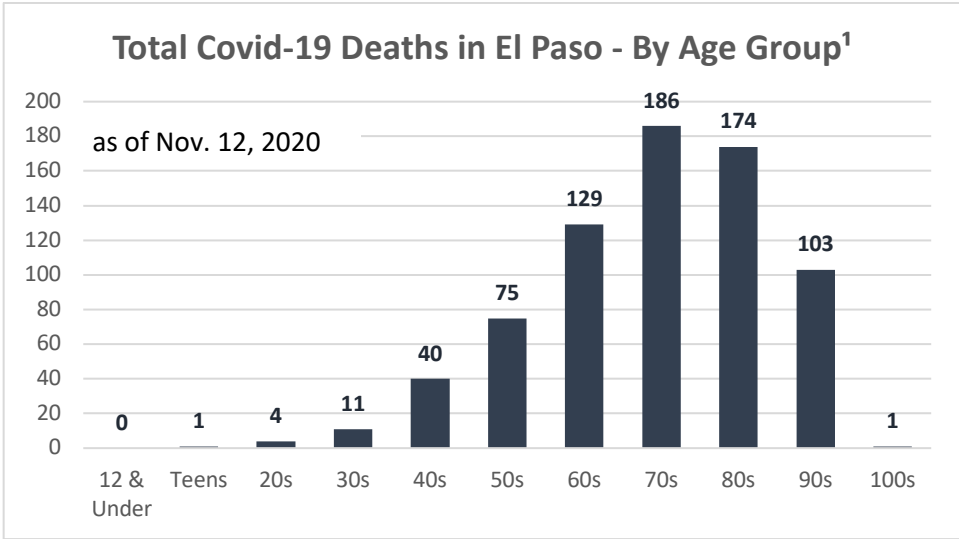
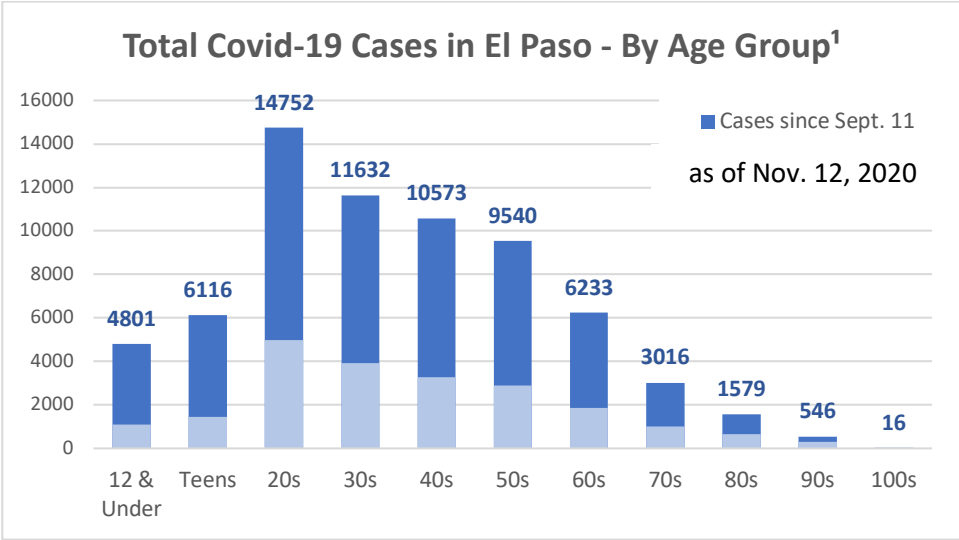
<b>El Paso Deaths<sup>1</sup></b> as of 11/12	<b>725</b>	↑ 29
<b>Cd. Juárez Deaths<sup>2</sup></b> as of 11/10	<b>1595</b>	↑ 22
<b>Test Positivity Rate<sup>1</sup></b> 7-day average in El Paso as of 11/11	<b>19.6%</b>	▼ 0.9%
<b>Hospitalization Rate<sup>1</sup></b> Cases who are hospitalized as of 11/12	<b>3.9%</b>	▲ 0.1%
<b>Hospital Utilization Rate<sup>1</sup></b> Pre-exist. staffed beds w/Covid, as of 11/12	<b>65.5%</b>	▲ 3.2%

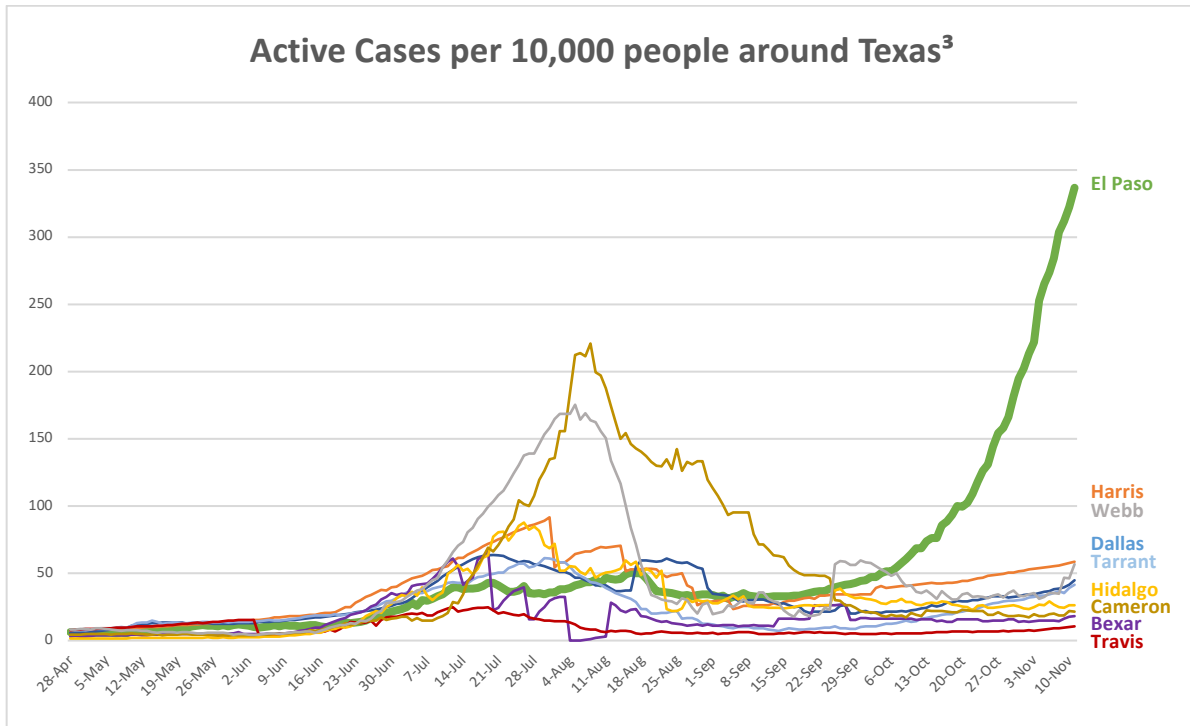
### West Texas Covid-19 Stats<sup>3</sup>

As of November 11, 2020

	Total	Active	Deaths
<b>Brewster Co.</b> Alpine	290 ↑11	47 ▼	5
<b>Culberson Co.</b> Van Horn	134 ↑3	41 ▼	3
<b>Hudspeth</b> Sierra Blanca	125 ↑3	32 ▼	3
<b>Jeff Davis Co.</b> Fort Davis	25 ↑1	4	0
<b>Loving County</b>	0	0	0
<b>Presidio Co.</b> Marfa	203 ↑4	77 ▲	7
<b>Reeves Co.</b> Pecos	325 ↑19	65 ▲	9
<b>Ward Co.</b> Monahans	205 ↑26	44 ▲	4
<b>Winkler Co.</b> Kermit	180 ↑10	41 ▲	5







### Covid-19 Cases Around Texas<sup>3</sup>

As of November 11, 2020

	Population	Total Cases per 10,000	Active Cases per 10,000
<b>El Paso County</b> El Paso	876,120	<b>770</b>	<b>337</b>
<b>Harris County</b> Houston	4,978,845	<b>339</b>	<b>59</b>
<b>Dallas County</b> Dallas	2,734,111	<b>382</b>	<b>45</b>
<b>Tarrant County</b> Fort Worth	2,143,755	<b>317</b>	<b>41</b>
<b>Bexar County</b> San Antonio	2,093,502	<b>275</b>	<b>18</b>
<b>Travis County</b> Austin	1,291,502	<b>260</b>	<b>11</b>
<b>Hidalgo County</b> RGV-McAllen	870,366	<b>425</b>	<b>26</b>
<b>Cameron County</b> RGV-Brownsville	427,881	<b>580</b>	<b>22</b>
<b>Webb County</b> Laredo	276,183	<b>600</b>	<b>57</b>
<b>Texas Statewide</b>	29,677,668	<b>332</b>	<b>46</b>

*Compiled by Fr. Mike Lewis, Diocese of El Paso / frmikelewis@icloud.com*

**Sources:**

<sup>1</sup> El Paso City/County Health Department morning report

<sup>2</sup> Consejo Nacional de Ciencia y Tecnología/Dirección General de Epidemiología

<sup>3</sup> Texas Department of State Health Services (N.B.: active case data is delayed by one day)

**Updated daily at:** <https://www.riograndecatholic.org/covid-19-cases-in-diocese-of-el-paso.html>