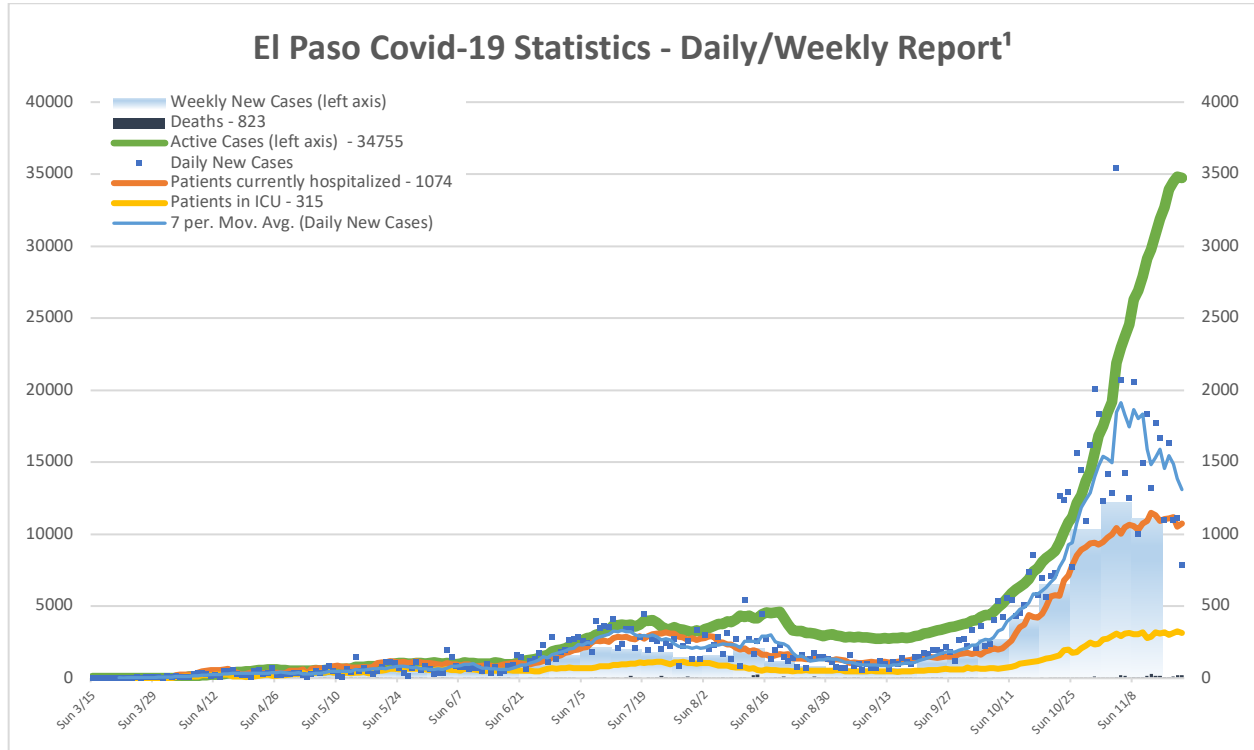




- Summary:**
- ▶ **600+ new cases (100+ delayed); Active cases ↓64, first decrease in 44 days**
  - ▶ **Hospitalizations higher, ICU patients lower; 19 deaths in El Paso, 18 in Juárez**
  - ▶ **Weekly new cases ↓25% compared to this point last week**
  - ▶ **Loving County reports first case, was last Texas county without any cases**



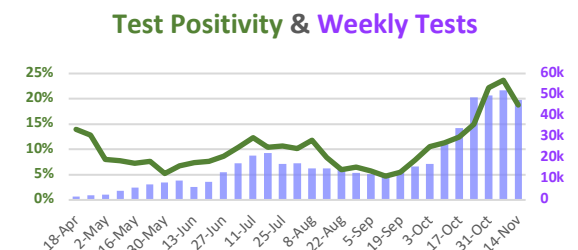
### Local Covid-19 Stats

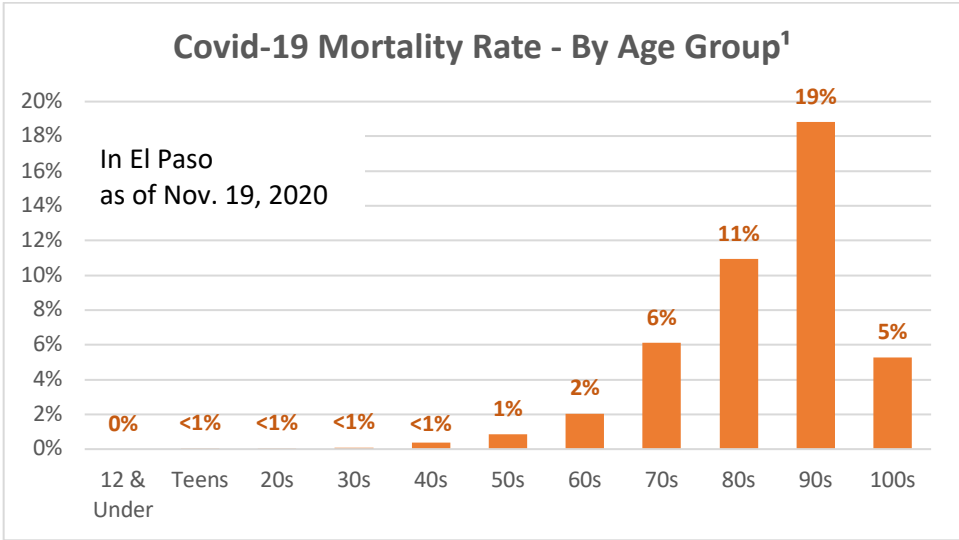
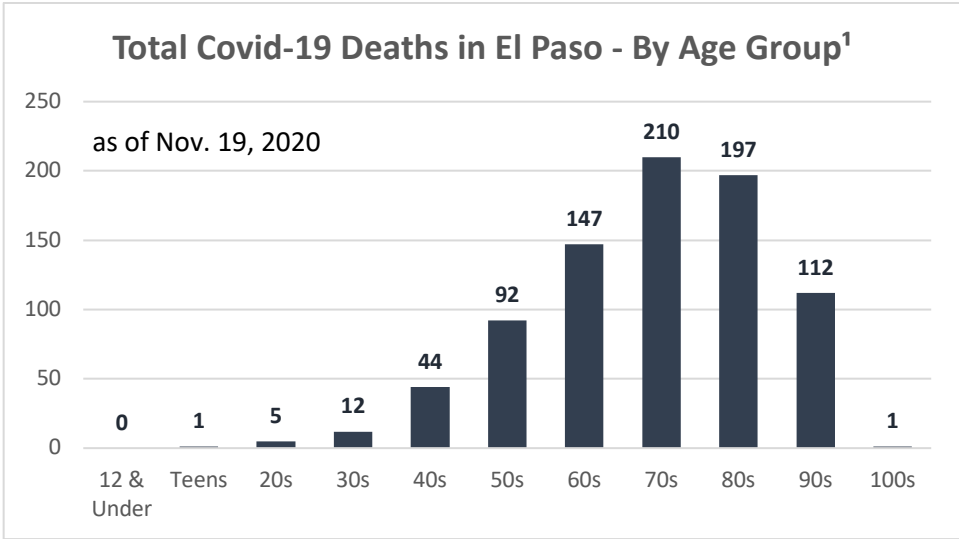
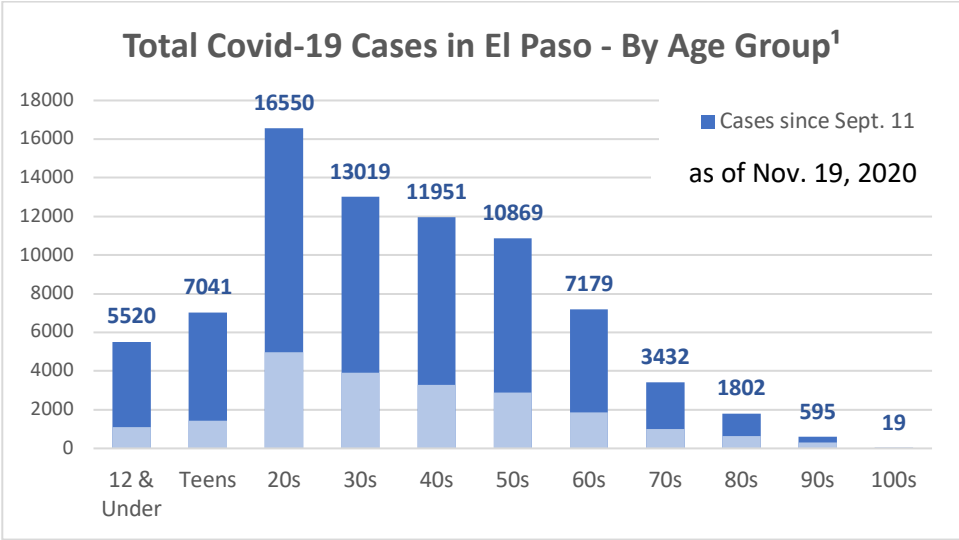
<b>El Paso Deaths<sup>1</sup></b> as of 11/19	<b>823</b>	↑ 19
<b>Cd. Juárez Deaths<sup>2</sup></b> as of 11/16	<b>1749</b>	↑ 18
<b>Test Positivity Rate<sup>1</sup></b> 7-day average in El Paso as of 11/18	<b>18.8%</b>	▼ 0.4%
<b>Hospitalization Rate<sup>1</sup></b> Cases who are hospitalized as of 11/19	<b>3.1%</b>	▲ 0.1%
<b>Hospital Utilization Rate<sup>1</sup></b> Pre-exist. staffed beds w/Covid, as of 11/19	<b>61.2%</b>	▲ 1.3%

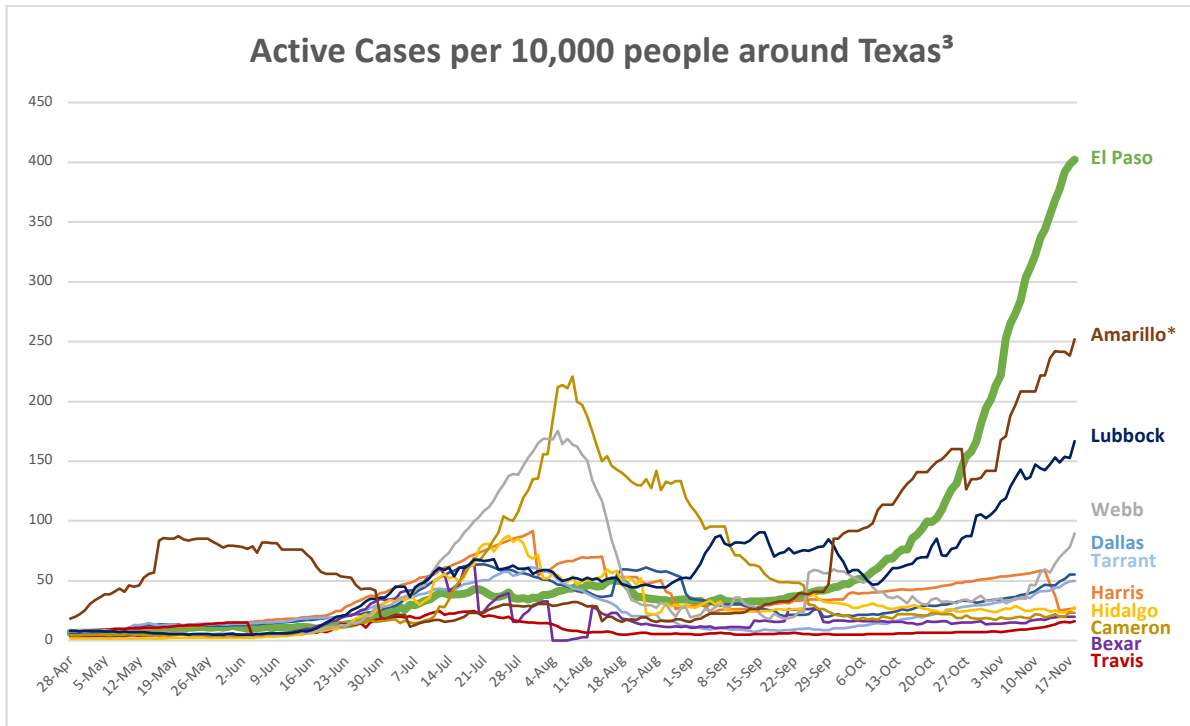
### West Texas Covid-19 Stats<sup>3</sup>

As of November 18, 2020

	Total	Active	Deaths
<b>Brewster Co.</b> Alpine	419 ↑28	154 ▲	5
<b>Culberson</b> Van Horn	151 ↑13	33 ▲	3
<b>Hudspeth</b> Sierra Blanca	155 ↑10	49 ▲	3
<b>Jeff Davis</b> Fort Davis	30	9 ▼	0
<b>Loving County</b>	1 ↑1	0	0
<b>Presidio Co.</b> Marfa	247 ↑10	79 ▲	7
<b>Reeves Co.</b> Pecos	416 ↑4	134	11
<b>Ward Co.</b> Monahans	300 ↑52	128 ▲	4
<b>Winkler Co.</b> Kermit	242 ↑40	94 ▲	5







### Covid-19 Cases Around Texas<sup>3</sup>

As of November 18, 2020

	Population	Total Cases per 10,000	Active Cases per 10,000
<b>El Paso County</b> El Paso	876,120	881	402
<b>Harris County</b> Houston	4,978,845	353	27
<b>Dallas County</b> Dallas	2,734,111	407	55
<b>Tarrant County</b> Fort Worth	2,143,755	346	50
<b>Bexar County</b> San Antonio	2,093,502	282	20
<b>Travis County</b> Austin	1,291,502	271	16
<b>Hidalgo County</b> RGV-McAllen	870,366	437	28
<b>Cameron County</b> RGV-Brownsville	427,881	590	23
<b>Webb County</b> Laredo	276,183	645	89
<b>Lubbock County</b> Lubbock	317,210	841	167
<b>Potter &amp; Randall Cos.</b> Amarillo*	260,810	749	252
<b>Texas Statewide</b>	29,677,668	353	48

\* Combines numbers from Potter and Randall Counties, since Amarillo sits on the county line

Compiled by Fr. Mike Lewis, Diocese of El Paso / frmikelewis@icloud.com

Sources: <sup>1</sup> El Paso City/County Health Department morning report

<sup>2</sup> Consejo Nacional de Ciencia y Tecnología/Dirección General de Epidemiología

<sup>3</sup> Texas Department of State Health Services (N.B.: active case data is delayed by one day)

Updated daily at: <https://www.riograndecatholic.org/covid-19-cases-in-diocese-of-el-paso.html>